

Australia - all ADHD PBS drugs - number of yearly prescriptions since 1 July 1992

Dexamfetamine (PBS Item number 1165H) has been on the PBS since 1992

Attenta - Ritalin 10 (PBS item number 8839F) - added to the PBS in August 2005

Concerta (PBS item numbers 2387P, 2172H, 2388Q, 2432B) - added to the PBS in April 2007

Strattera (PBS item numbers 9092M, 9093N, 9094P, 9095Q, 9096R) - added to the PBS in July 2007; PBS items 9289X and 9290Y added in December 2008

Ritalin LA (PBS Items 2276T, 2280B, 2283E) - added to the PBS in April 2008; PBS item 3440C added in August 2010

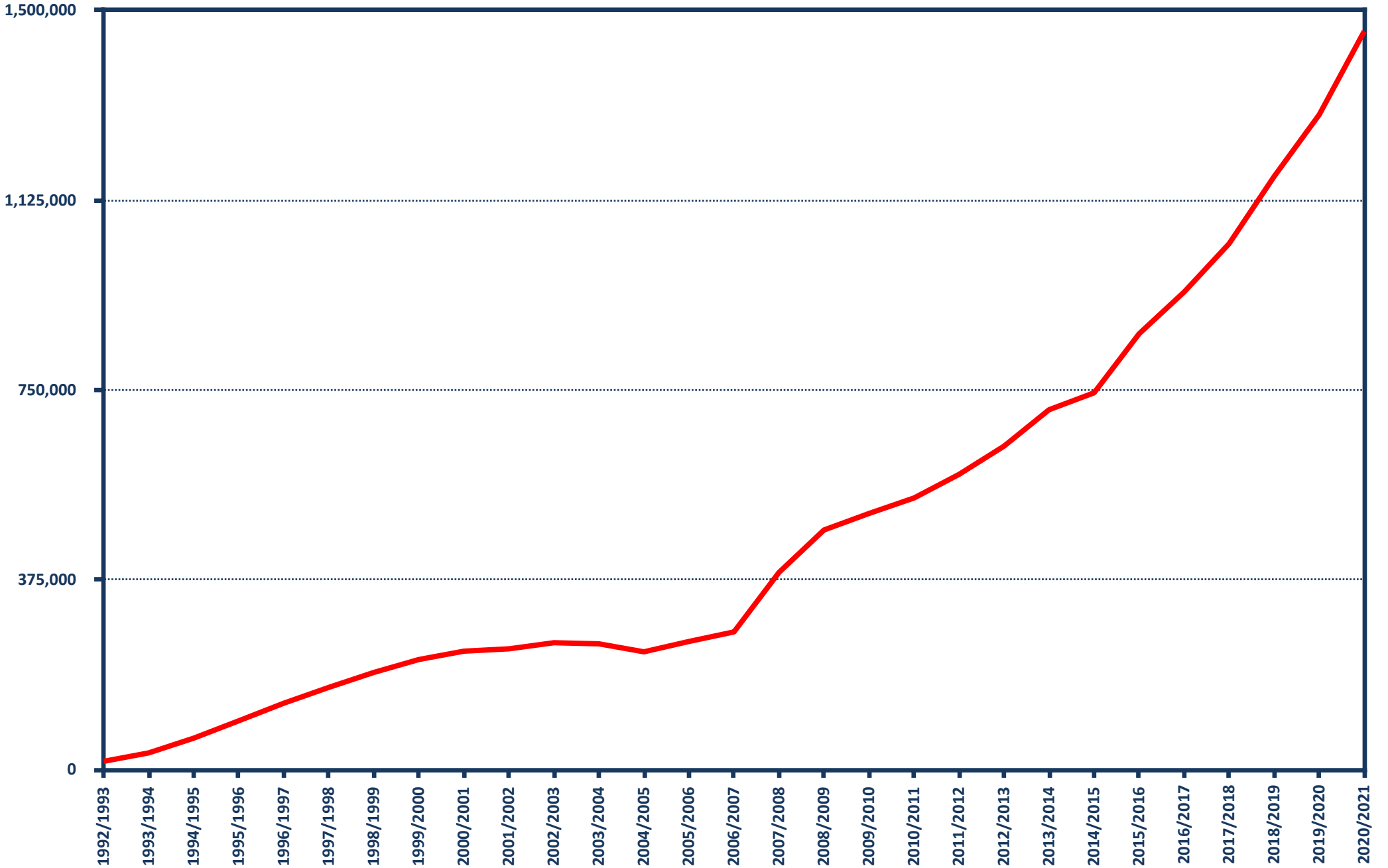
Lisdexamfetamine (PBS Item numbers 10486X, 10474G, 10492F) added to the PBS in September 2015

Source: www.medicareaustralia.gov.au

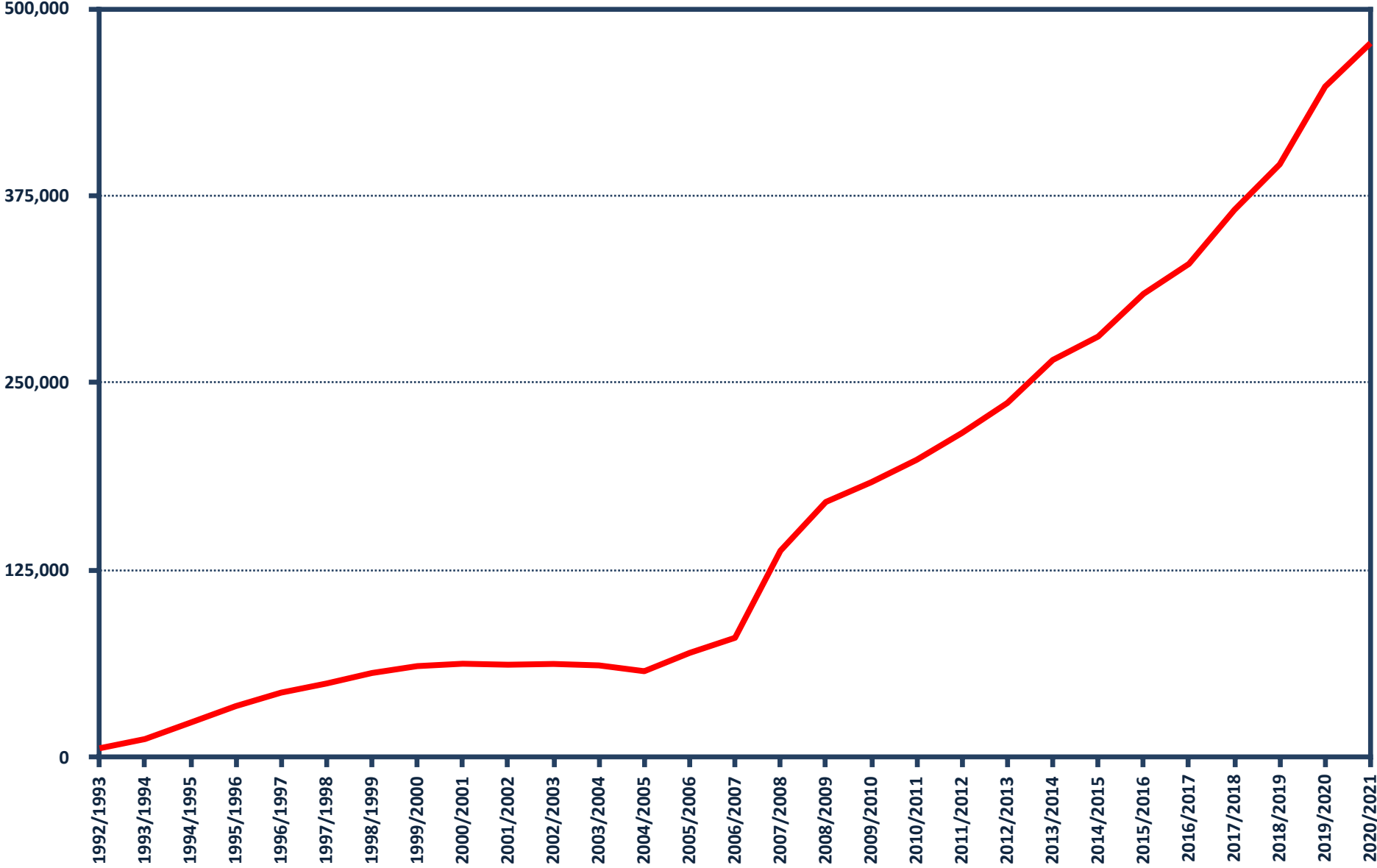
Disclaimer: Information on this spreadsheet is collated by CCHR National Office. Before relying on this material, users should independently verify its accuracy and relevance for their purposes

Financial Year	NSW	Financial Year	VIC	Financial Year	QLD	Financial Year	SA	Financial Year	WA	Financial Year	TAS	Financial Year	ACT	Financial Year	NT	Financial Year	Australia
1992/1993	6,253	1992/1993	1,590	1992/1993	2,555	1992/1993	2,250	1992/1993	3,450	1992/1993	191	1992/1993	190	1992/1993	80	1992/1993	16,559
1993/1994	12,402	1993/1994	3,379	1993/1994	4,606	1993/1994	3,940	1993/1994	7,879	1993/1994	435	1993/1994	460	1993/1994	137	1993/1994	33,238
1994/1995	23,340	1994/1995	7,238	1994/1995	7,864	1994/1995	6,502	1994/1995	14,772	1994/1995	1,243	1994/1995	973	1994/1995	405	1994/1995	62,337
1995/1996	34,377	1995/1996	12,497	1995/1996	12,216	1995/1996	9,871	1995/1996	23,105	1995/1996	2,377	1995/1996	1,478	1995/1996	718	1995/1996	96,639
1996/1997	43,392	1996/1997	16,988	1996/1997	17,558	1996/1997	14,129	1996/1997	33,619	1996/1997	3,273	1996/1997	1,772	1996/1997	629	1996/1997	131,360
1997/1998	49,478	1997/1998	22,367	1997/1998	21,823	1997/1998	17,031	1997/1998	44,410	1997/1998	4,857	1997/1998	1,952	1997/1998	713	1997/1998	162,631
1998/1999	56,479	1998/1999	27,896	1998/1999	24,746	1998/1999	19,320	1998/1999	54,841	1998/1999	6,009	1998/1999	2,163	1998/1999	706	1998/1999	192,160
1999/2000	61,088	1999/2000	32,029	1999/2000	29,443	1999/2000	19,253	1999/2000	64,701	1999/2000	7,661	1999/2000	2,632	1999/2000	866	1999/2000	217,673
2000/2001	62,674	2000/2001	33,911	2000/2001	33,233	2000/2001	18,571	2000/2001	73,199	2000/2001	8,808	2000/2001	2,994	2000/2001	775	2000/2001	234,165
2001/2002	62,017	2001/2002	32,908	2001/2002	34,613	2001/2002	18,588	2001/2002	77,809	2001/2002	9,178	2001/2002	2,971	2001/2002	730	2001/2002	238,814
2002/2003	62,526	2002/2003	32,984	2002/2003	36,638	2002/2003	19,667	2002/2003	85,926	2002/2003	9,129	2002/2003	3,236	2002/2003	745	2002/2003	250,851
2003/2004	61,568	2003/2004	31,954	2003/2004	36,190	2003/2004	20,026	2003/2004	86,187	2003/2004	8,841	2003/2004	3,204	2003/2004	736	2003/2004	248,706
2004/2005	57,681	2004/2005	30,512	2004/2005	36,614	2004/2005	19,495	2004/2005	76,317	2004/2005	8,522	2004/2005	3,073	2004/2005	693	2004/2005	232,907
2005/2006	69,906	2005/2006	38,490	2005/2006	44,086	2005/2006	19,954	2005/2006	66,191	2005/2006	10,196	2005/2006	3,368	2005/2006	1,162	2005/2006	253,353
2006/2007	79,981	2006/2007	43,911	2006/2007	48,882	2006/2007	19,514	2006/2007	64,339	2006/2007	10,413	2006/2007	3,828	2006/2007	1,353	2006/2007	272,221
2007/2008	138,081	2007/2008	66,978	2007/2008	71,711	2007/2008	21,468	2007/2008	69,168	2007/2008	13,474	2007/2008	6,836	2007/2008	2,038	2007/2008	389,754
2008/2009	170,634	2008/2009	80,447	2008/2009	95,900	2008/2009	23,196	2008/2009	77,305	2008/2009	14,858	2008/2009	8,636	2008/2009	2,636	2008/2009	473,612
2009/2010	183,781	2009/2010	85,111	2009/2010	105,514	2009/2010	23,424	2009/2010	80,965	2009/2010	15,103	2009/2010	9,528	2009/2010	2,808	2009/2010	506,234
2010/2011	198,738	2010/2011	89,494	2010/2011	114,346	2010/2011	23,266	2010/2011	81,520	2010/2011	15,834	2010/2011	10,815	2010/2011	2,836	2010/2011	536,849
2011/2012	216,695	2011/2012	96,158	2011/2012	127,940	2011/2012	24,528	2011/2012	86,844	2011/2012	17,154	2011/2012	10,937	2011/2012	3,218	2011/2012	583,474
2012/2013	236,731	2012/2013	105,293	2012/2013	142,849	2012/2013	26,198	2012/2013	96,230	2012/2013	17,598	2012/2013	10,874	2012/2013	3,537	2012/2013	639,310
2013/2014	265,397	2013/2014	120,010	2013/2014	162,670	2013/2014	28,869	2013/2014	99,712	2013/2014	18,733	2013/2014	11,694	2013/2014	4,120	2013/2014	711,205
2014/2015	281,034	2014/2015	127,973	2014/2015	176,674	2014/2015	29,556	2014/2015	92,534	2014/2015	18,828	2014/2015	13,074	2014/2015	4,944	2014/2015	744,617
2015/2016	309,549	2015/2016	148,564	2015/2016	204,940	2015/2016	32,661	2015/2016	124,901	2015/2016	20,024	2015/2016	14,964	2015/2016	5,721	2015/2016	861,324
2016/2017	329,514	2016/2017	169,051	2016/2017	223,546	2016/2017	34,894	2016/2017	141,254	2016/2017	21,910	2016/2017	16,860	2016/2017	6,751	2016/2017	943,780
2017/2018	365,498	2017/2018	189,656	2017/2018	242,777	2017/2018	38,048	2017/2018	151,825	2017/2018	23,490	2017/2018	19,397	2017/2018	8,724	2017/2018	1,039,415
2018/2019	395,946	2018/2019	213,372	2018/2019	284,060	2018/2019	44,134	2018/2019	175,083	2018/2019	27,047	2018/2019	22,624	2018/2019	9,891	2018/2019	1,172,157
2019/2020	447,822	2019/2020	241,980	2019/2020	299,473	2019/2020	48,685	2019/2020	188,753	2019/2020	30,230	2019/2020	26,249	2019/2020	10,813	2019/2020	1,294,005
2020/2021	476,855	2020/2021	275,137	2020/2021	351,073	2020/2021	58,312	2020/2021	216,572	2020/2021	36,580	2020/2021	31,098	2020/2021	13,199	2020/2021	1,458,826

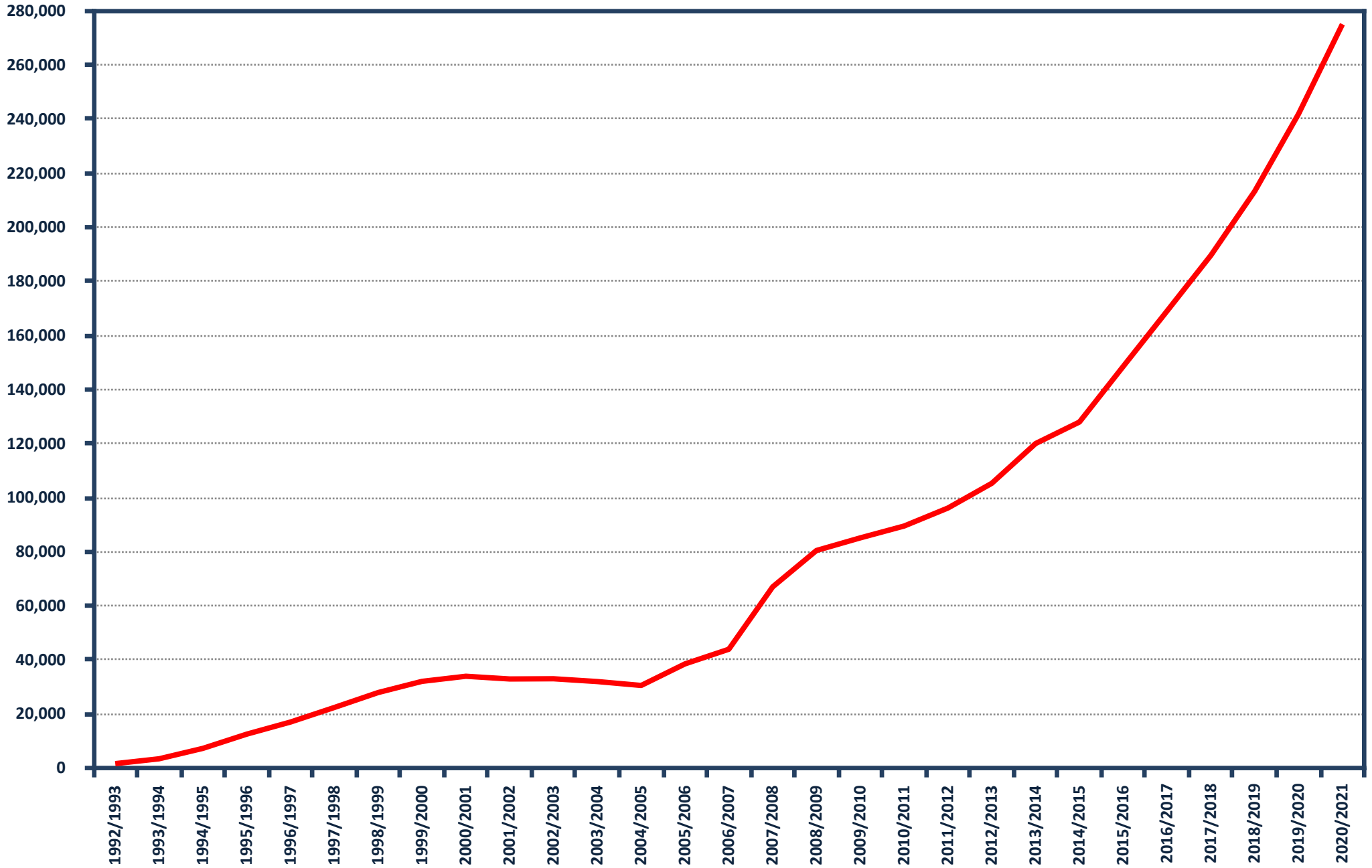
Australia Wide ADHD Drugs PBS Prescriptions



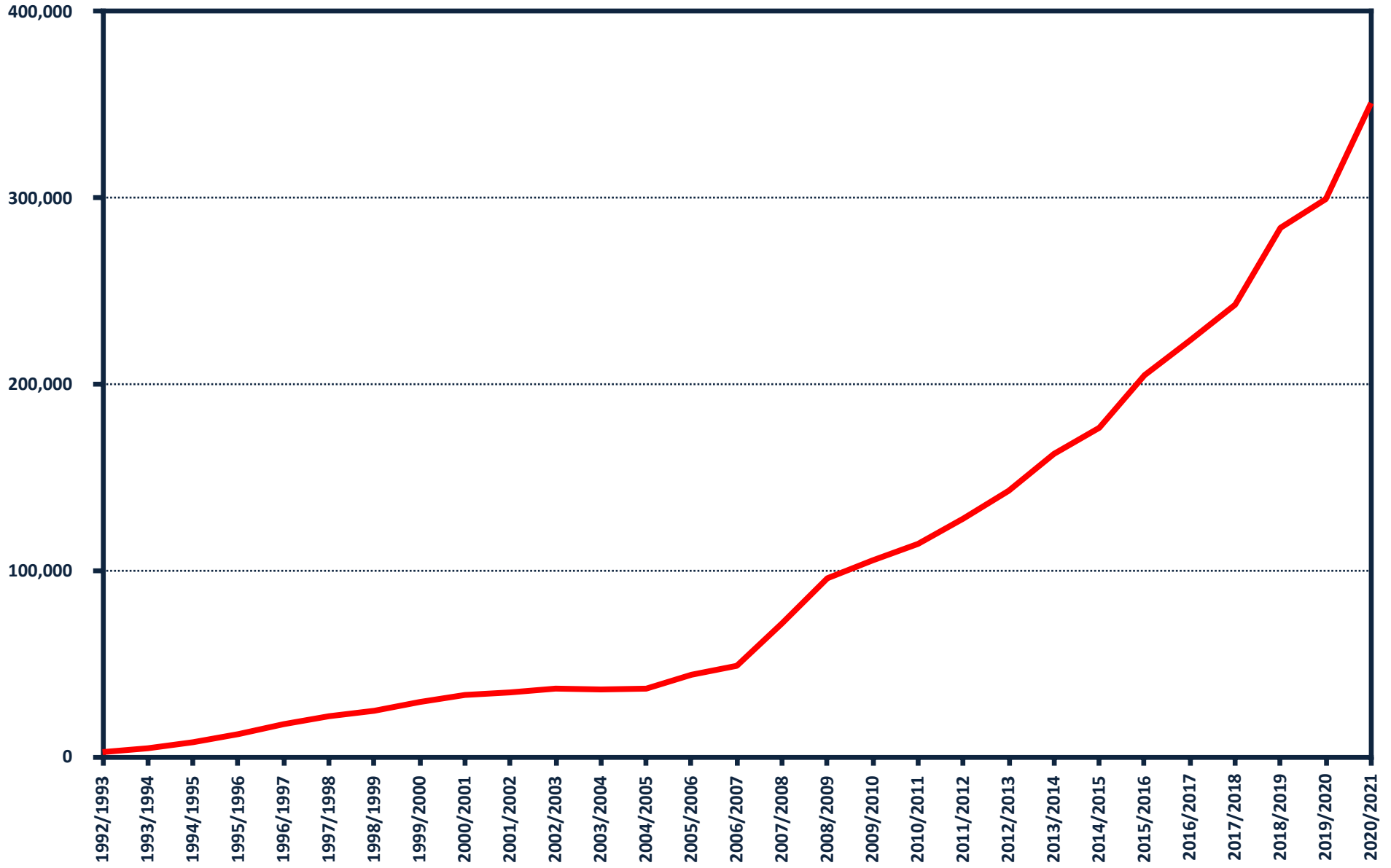
New South Wales ADHD Drugs - PBS Prescriptions



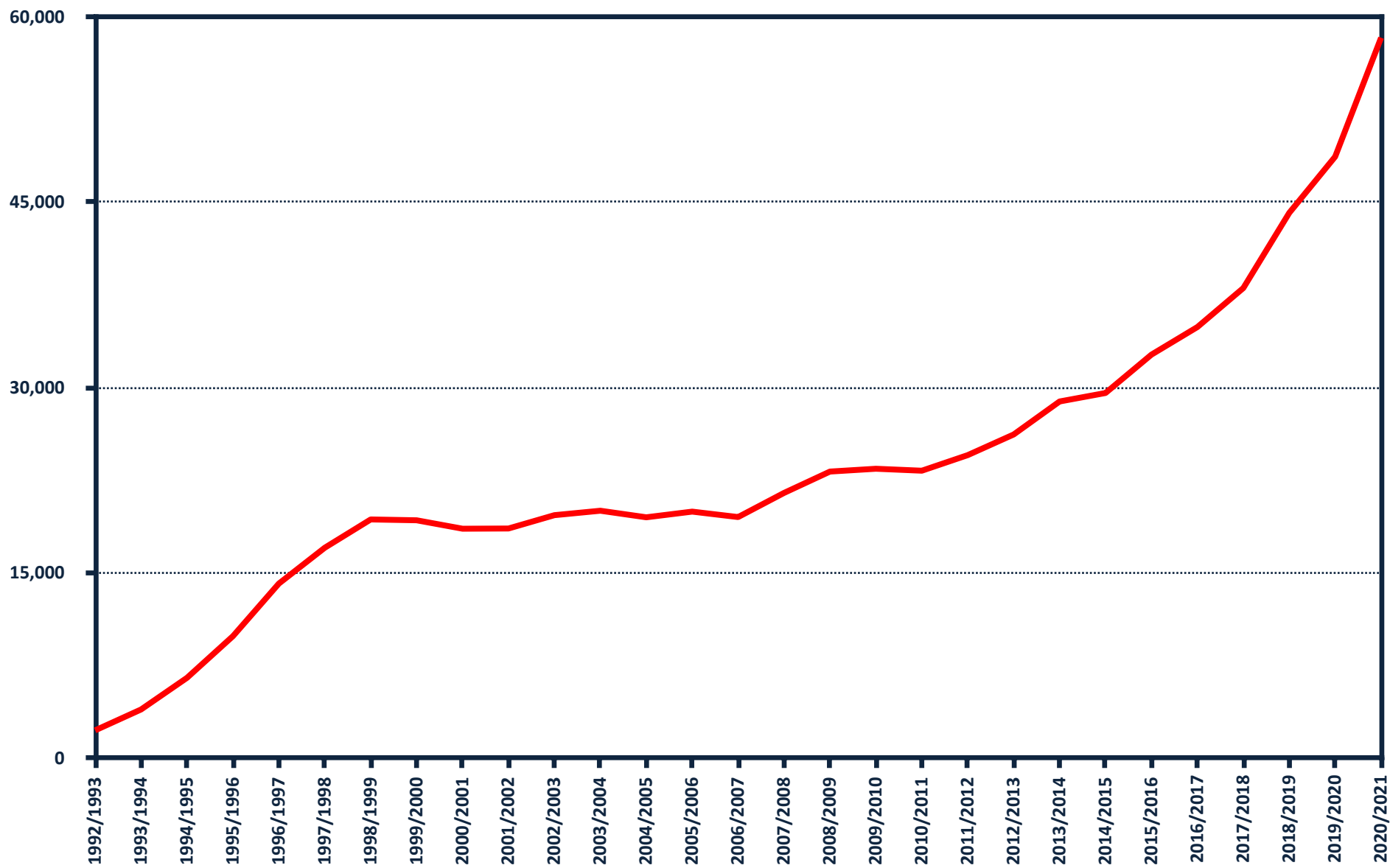
Victoria ADHD Drugs - PBS Prescriptions



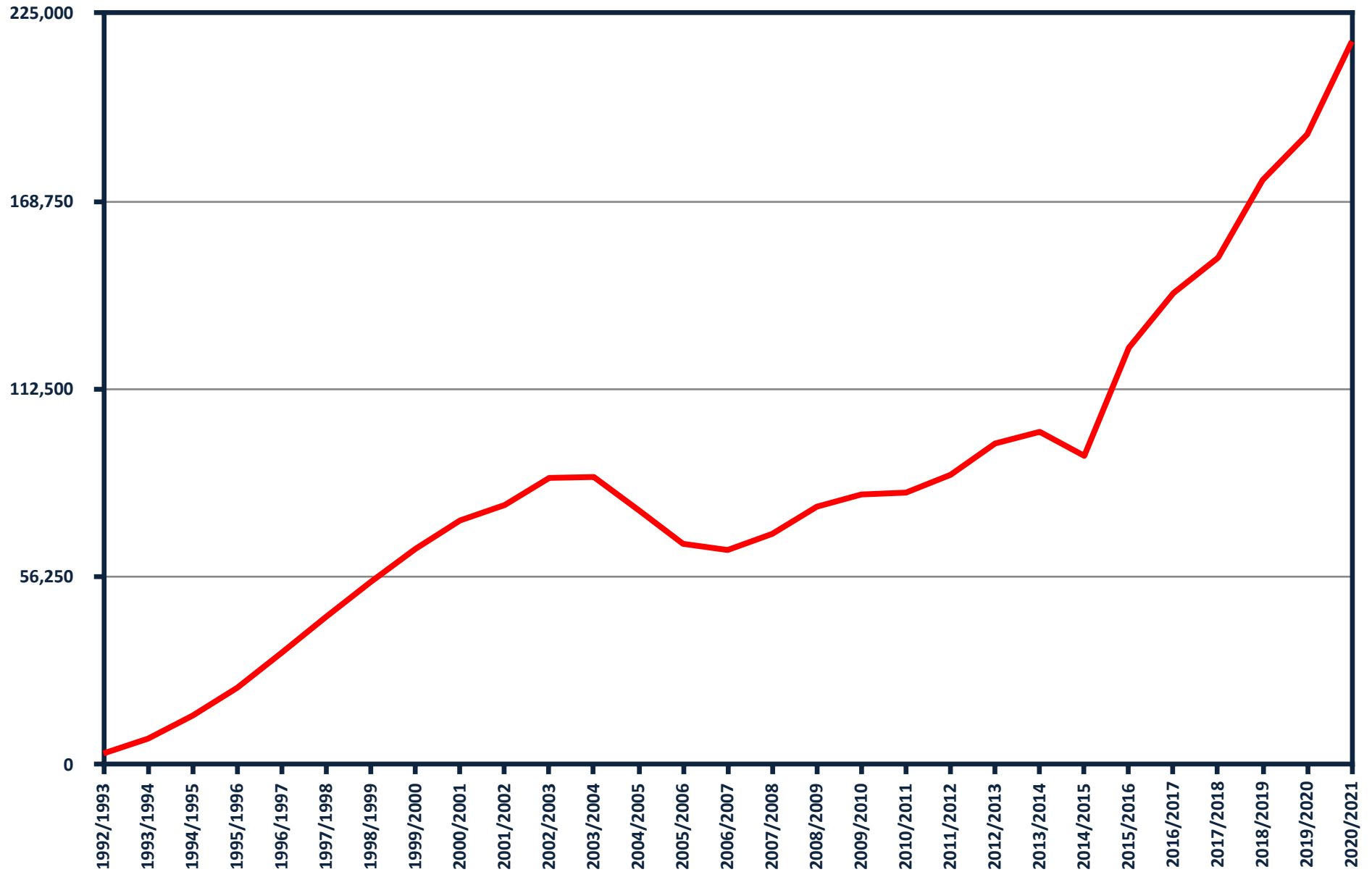
QLD ADHD drugs - PBS prescriptions



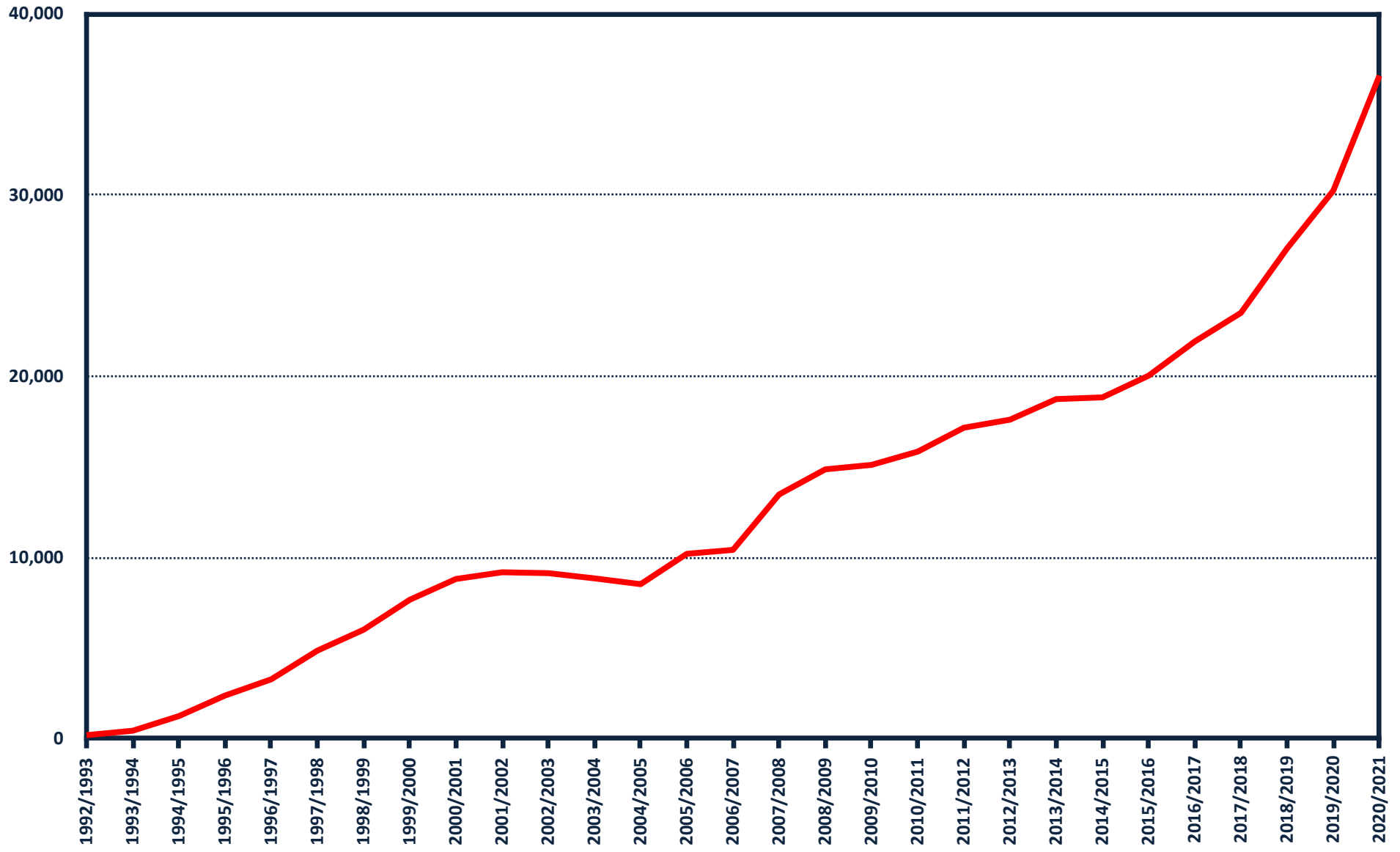
South Australia ADHD drugs - PBS prescriptions



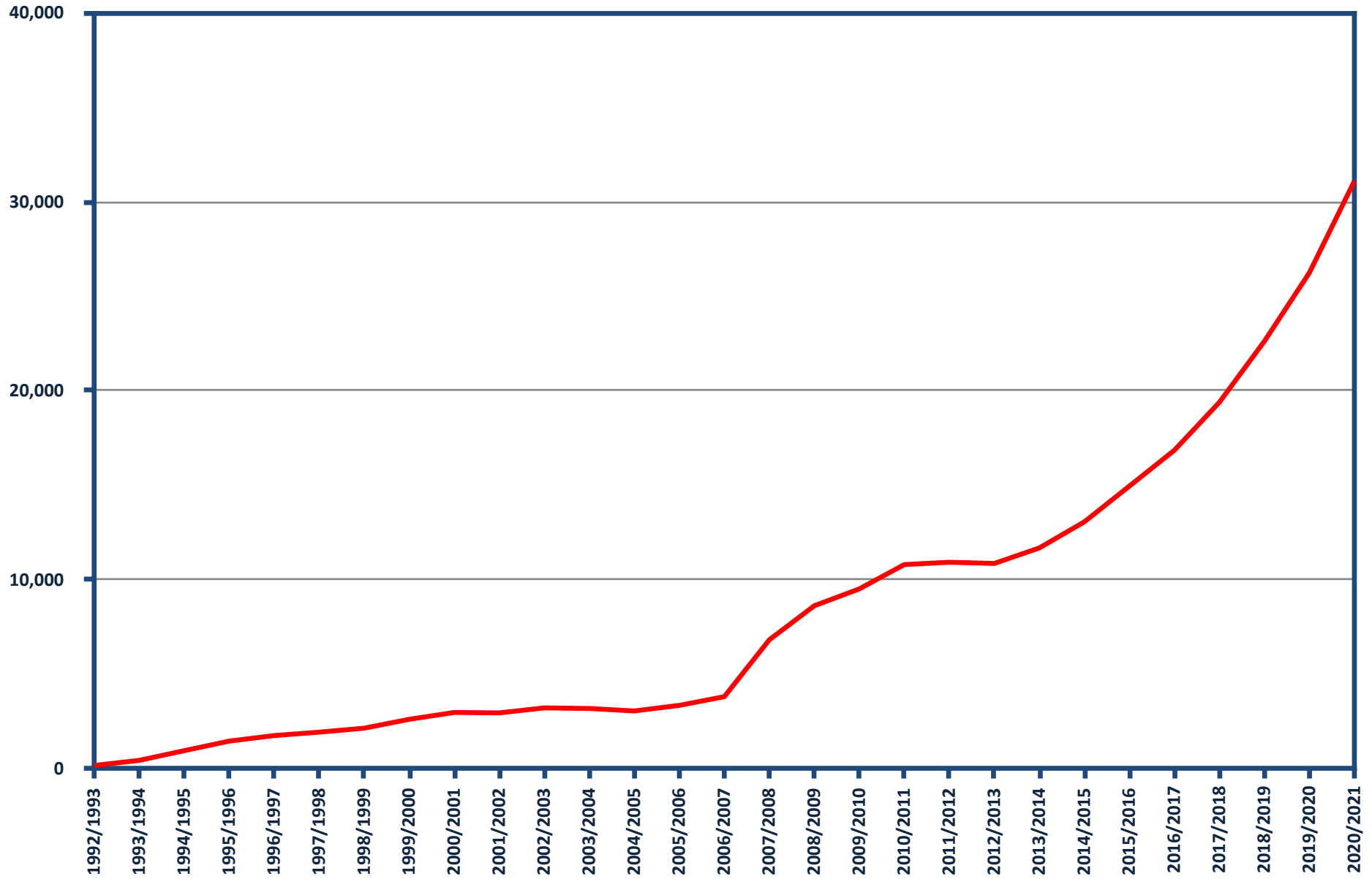
Western Australia ADHD drugs - PBS prescriptions



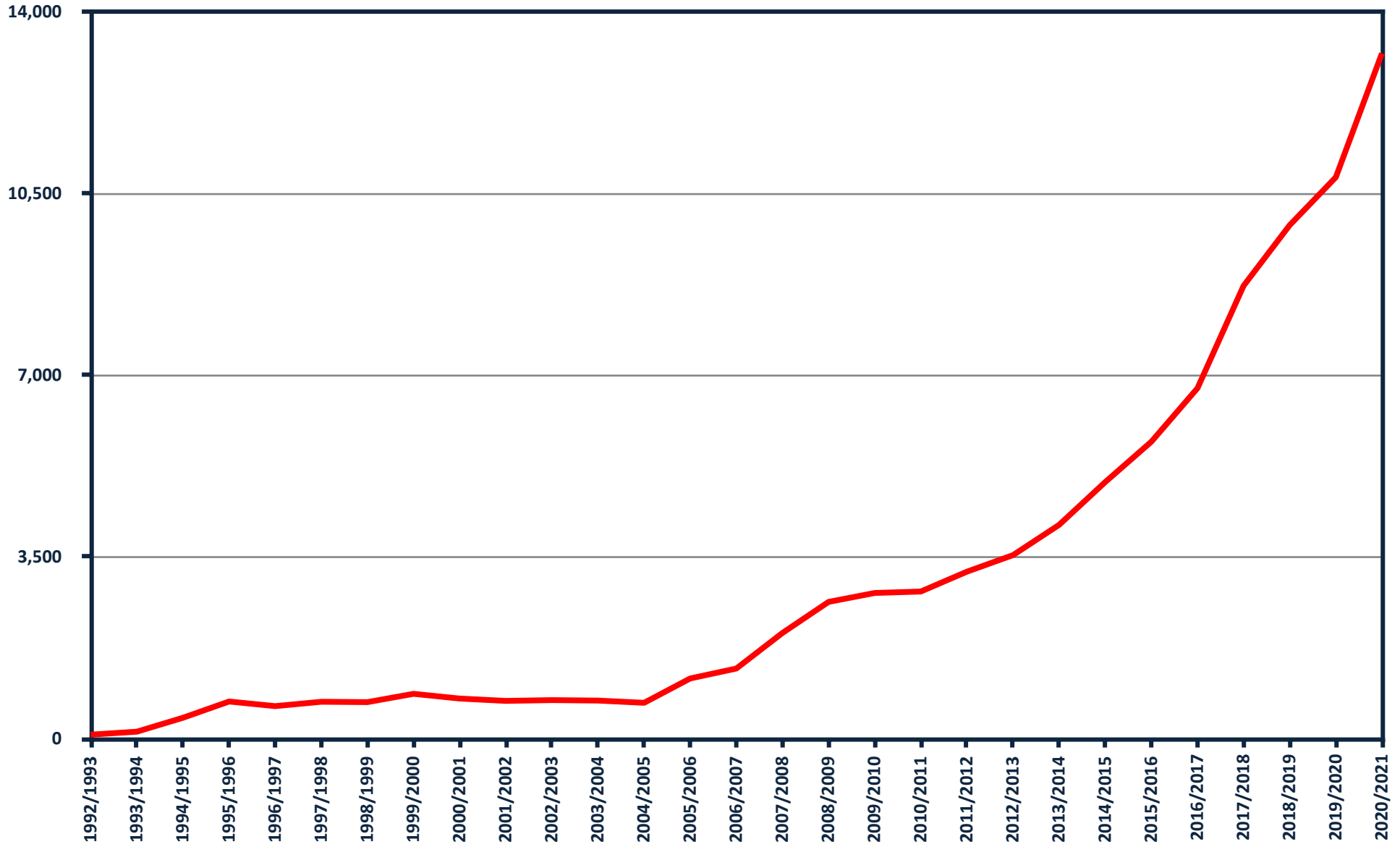
Tasmania ADHD drugs - PBS Prescriptions



Australian Capital Territory ADHD drugs - PBS prescriptions



Northern Territory ADHD drugs - PBS prescriptions



Concerta

Concerta		NSW	VIC	QLD	SA	WA	TAS	ACT	NT	Australia
2387P	1992/1993	0	0	0	0	0	0	0	0	0
18mg	1993/1994	0	0	0	0	0	0	0	0	0
	1994/1995	0	0	0	0	0	0	0	0	0
	1995/1996	0	0	0	0	0	0	0	0	0
	1996/1997	0	0	0	0	0	0	0	0	0
	1997/1998	0	0	0	0	0	0	0	0	0
	1998/1999	0	0	0	0	0	0	0	0	0
	1999/2000	0	0	0	0	0	0	0	0	0
	2000/2001	0	0	0	0	0	0	0	0	0
	2001/2002	0	0	0	0	0	0	0	0	0
	2002/2003	0	0	0	0	0	0	0	0	0
	2003/2004	0	0	0	0	0	0	0	0	0
	2004/2005	0	0	0	0	0	0	0	0	0
	2005/2006	0	0	0	0	0	0	0	0	0
	2006/2007	1,201	694	387	122	349	90	8	30	2,881
	2007/2008	10,860	5,308	4,613	1,227	2,821	1,019	203	116	26,167
	2008/2009	10,247	4,510	5,264	871	2,227	868	237	156	24,380
	2009/2010	10,147	3,556	4,988	706	2,050	682	310	155	22,594
	2010/2011	10,246	3,427	5,295	629	1,976	500	382	183	22,638
	2011/2012	11,090	3,437	6,049	589	2,089	394	372	334	24,354
	2012/2013	11,908	3,773	6,598	564	2,252	445	353	367	26,260
	2013/2014	13,260	4,716	7,729	763	2,459	436	353	358	30,074
	2014/2015	13,656	5,120	8,340	886	2,707	536	571	445	32,261
	2015/2016	14,076	5,260	9,232	907	2,858	567	802	448	34,150
	2016/2017	13,873	5,717	9,228	950	2,911	581	783	505	34,548
	2017/2018	14,207	6,145	9,470	970	3,044	555	815	551	35,757
	2018/2019	15,475	6,571	10,817	1,283	3,448	571	1,000	591	39,756
	2019/2020	17,404	7,762	10,859	1,619	3,517	685	1,018	588	43,452
	2020/2021	18,484	8,549	13,157	2,065	4,097	909	1,365	578	49,204

2172H	1992/1993	0	0	0	0	0	0	0	0	0	0
27mg	1993/1994	0	0	0	0	0	0	0	0	0	0
	1994/1995	0	0	0	0	0	0	0	0	0	0
	1995/1996	0	0	0	0	0	0	0	0	0	0
	1996/1997	0	0	0	0	0	0	0	0	0	0
	1997/1998	0	0	0	0	0	0	0	0	0	0
	1998/1999	0	0	0	0	0	0	0	0	0	0
	1999/2000	0	0	0	0	0	0	0	0	0	0
	2000/2001	0	0	0	0	0	0	0	0	0	0
	2001/2002	0	0	0	0	0	0	0	0	0	0
	2002/2003	0	0	0	0	0	0	0	0	0	0
	2003/2004	0	0	0	0	0	0	0	0	0	0
	2004/2005	0	0	0	0	0	0	0	0	0	0
	2005/2006	0	0	0	0	0	0	0	0	0	0
	2006/2007	0	0	0	0	0	0	0	0	0	0
	2007/2008	6,698	2,458	2,208	362	1,171	639	222	111		13,869
	2008/2009	14,815	4,858	6,020	1,067	2,688	1,194	546	243		31,431
	2009/2010	17,481	5,573	7,822	1,273	3,156	1,331	609	317		37,562
	2010/2011	18,633	5,992	8,710	1,229	3,570	1,481	689	329		40,633
	2011/2012	20,511	6,406	10,122	1,293	3,940	1,308	756	464		44,800
	2012/2013	23,088	7,149	11,110	1,410	4,141	1,251	1,039	468		49,656
	2013/2014	25,483	8,605	12,532	1,577	4,695	1,321	1,091	550		55,854
	2014/2015	26,934	9,685	14,143	1,903	5,125	1,302	1,500	708		61,300
	2015/2016	27,314	10,709	15,740	2,057	5,578	1,235	1,581	842		65,056
	2016/2017	27,432	11,252	15,709	2,148	5,489	1,207	1,629	1,026		65,892
	2017/2018	28,678	12,308	15,707	2,139	5,468	1,260	1,591	1,132		68,283
	2018/2019	29,671	13,420	17,199	2,276	6,402	1,369	1,779	1,318		73,434
	2019/2020	33,271	14,917	17,291	2,799	6,790	1,539	2,111	1,478		80,196
	2020/2021	35,779	16,622	20,118	3,787	7,548	1,723	2,717	1,553		89,847
2388Q	1992/1993	0	0	0	0	0	0	0	0	0	0
36mg	1993/1994	0	0	0	0	0	0	0	0	0	0
	1994/1995	0	0	0	0	0	0	0	0	0	0

	1995/1996	0	0	0	0	0	0	0	0	0
	1996/1997	0	0	0	0	0	0	0	0	0
	1997/1998	0	0	0	0	0	0	0	0	0
	1998/1999	0	0	0	0	0	0	0	0	0
	1999/2000	0	0	0	0	0	0	0	0	0
	2000/2001	0	0	0	0	0	0	0	0	0
	2001/2002	0	0	0	0	0	0	0	0	0
	2002/2003	0	0	0	0	0	0	0	0	0
	2003/2004	0	0	0	0	0	0	0	0	0
	2004/2005	0	0	0	0	0	0	0	0	0
	2005/2006	0	0	0	0	0	0	0	0	0
	2006/2007	2,941	1,436	798	221	785	129	88	62	6,460
	2007/2008	32,722	13,143	11,583	2,736	7,726	1,888	1,271	501	71,570
	2008/2009	33,580	13,094	14,513	2,595	7,249	2,157	1,328	501	75,017
	2009/2010	33,243	12,401	15,658	2,589	6,914	2,173	1,404	494	74,876
	2010/2011	34,168	13,055	16,619	2,519	6,870	2,141	1,542	592	77,506
	2011/2012	36,354	14,279	18,438	2,583	7,686	2,373	1,815	585	84,113
	2012/2013	40,314	15,463	20,868	2,841	8,042	2,419	1,995	675	92,617
	2013/2014	45,942	18,173	23,679	3,293	9,409	2,410	2,227	730	105,863
	2014/2015	49,717	20,627	25,633	3,367	9,942	2,630	2,598	835	115,349
	2015/2016	52,077	20,825	27,651	3,670	10,041	2,577	2,520	823	120,184
	2016/2017	49,442	21,437	28,189	3,764	9,673	2,348	2,450	985	118,288
	2017/2018	51,509	22,769	28,264	3,913	9,631	2,337	2,663	1,115	122,201
	2018/2019	53,027	24,640	30,571	4,450	10,426	2,683	2,782	1,364	129,943
	2019/2020	58,456	27,664	30,707	4,788	11,294	2,964	3,074	1,616	140,563
	2020/2021	61,718	30,942	36,193	5,453	13,391	4,158	3,598	2,330	157,783
2432B	1992/1993	0	0	0	0	0	0	0	0	0
54 mg	1993/1994	0	0	0	0	0	0	0	0	0
	1994/1995	0	0	0	0	0	0	0	0	0
	1995/1996	0	0	0	0	0	0	0	0	0
	1996/1997	0	0	0	0	0	0	0	0	0
	1997/1998	0	0	0	0	0	0	0	0	0
	1998/1999	0	0	0	0	0	0	0	0	0

	1999/2000	0	0	0	0	0	0	0	0	0
	2000/2001	0	0	0	0	0	0	0	0	0
	2001/2002	0	0	0	0	0	0	0	0	0
	2002/2003	0	0	0	0	0	0	0	0	0
	2003/2004	0	0	0	0	0	0	0	0	0
	2004/2005	0	0	0	0	0	0	0	0	0
	2005/2006	0	0	0	0	0	0	0	0	0
	2006/2007	1,912	842	516	110	503	106	102	32	4,123
	2007/2008	24,797	10,650	8,278	1,628	6,169	1,706	1,405	312	54,945
	2008/2009	29,489	12,813	12,637	2,157	7,354	2,056	1,530	382	68,418
	2009/2010	30,480	13,464	14,087	2,166	7,610	2,084	1,430	388	71,709
	2010/2011	32,316	14,299	15,694	2,376	8,386	2,218	1,541	432	77,262
	2011/2012	34,690	15,578	18,293	2,516	9,014	2,384	1,640	355	84,470
	2012/2013	36,753	16,429	20,294	2,638	8,932	2,364	1,782	449	89,641
	2013/2014	41,658	18,506	23,264	2,945	9,713	2,436	1,837	594	100,953
	2014/2015	43,837	19,161	24,958	2,940	9,993	2,257	2,022	668	105,836
	2015/2016	45,419	19,668	26,512	3,126	10,040	2,396	2,186	707	110,054
	2016/2017	44,278	19,365	26,815	3,003	9,889	2,447	2,122	670	108,589
	2017/2018	46,556	21,025	27,066	3,077	9,522	2,495	2,256	869	112,866
	2018/2019	47,439	22,791	30,502	3,740	10,432	2,888	2,470	1,013	121,275
	2019/2020	51,805	25,288	30,711	3,955	10,836	3,101	2,748	1,071	129,515
	2020/2021	52,997	27,700	34,726	4,574	11,871	3,753	2,981	1,309	139,911
Summary		NSW	VIC	QLD	SA	WA	TAS	ACT	NT	Australia
	1992/1993	0	0	0	0	0	0	0	0	0
	1993/1994	0	0	0	0	0	0	0	0	0
	1994/1995	0	0	0	0	0	0	0	0	0
	1995/1996	0	0	0	0	0	0	0	0	0
	1996/1997	0	0	0	0	0	0	0	0	0
	1997/1998	0	0	0	0	0	0	0	0	0
	1998/1999	0	0	0	0	0	0	0	0	0
	1999/2000	0	0	0	0	0	0	0	0	0
	2000/2001	0	0	0	0	0	0	0	0	0
	2001/2002	0	0	0	0	0	0	0	0	0
	2002/2003	0	0	0	0	0	0	0	0	0

2003/2004	0	0	0	0	0	0	0	0	0	0
2004/2005	0	0	0	0	0	0	0	0	0	0
2005/2006	0	0	0	0	0	0	0	0	0	0
2006/2007	6,054	2,972	1,701	453	1,637	325	198	124		13,464
2007/2008	75,077	31,559	26,682	5,953	17,887	5,252	3,101	1,040		166,551
2008/2009	88,131	35,275	38,434	6,690	19,518	6,275	3,641	1,282		199,246
2009/2010	91,351	34,994	42,555	6,734	19,730	6,270	3,753	1,354		206,741
2010/2011	95,363	36,773	46,318	6,753	20,802	6,340	4,154	1,536		218,039
2011/2012	102,645	39,700	52,902	6,981	22,729	6,459	4,583	1,738		237,737
2012/2013	112,063	42,814	58,870	7,453	23,367	6,479	5,169	1,959		258,174
2013/2014	126,343	50,000	67,204	8,578	26,276	6,603	5,508	2,232		292,744
2014/2015	134,144	54,593	73,074	9,096	27,767	6,725	6,691	2,656		314,746
2015/2016	138,886	56,462	79,135	9,760	28,517	6,775	7,089	2,820		329,444
2016/2017	135,025	57,771	79,941	9,865	27,962	6,583	6,984	3,186		327,317
2017/2018	140,950	62,247	80,507	10,099	27,665	6,647	7,325	3,667		339,107
2018/2019	145,612	67,422	89,089	11,749	30,708	7,511	8,031	4,286		364,408
2019/2020	160,936	75,631	89,568	13,161	32,437	8,289	8,951	4,753		393,726
2020/2021	168,978	83,813	104,194	15,879	36,907	10,543	10,661	5,770		436,745
	1,721,558	732,026	930,174	129,204	363,909	97,076	85,839	38,403		4,098,189

Dexamfetamine

		NSW	VIC	QLD	SA	WA	TAS	ACT	NT	Australia
1165H	1992/1993	6,253	1,590	2,555	2,250	3,450	191	190	80	16,559
	1993/1994	12,402	3,379	4,606	3,940	7,879	435	460	137	33,238
	1994/1995	23,340	7,238	7,864	6,502	14,772	1,243	973	405	62,337
	1995/1996	34,377	12,497	12,216	9,871	23,105	2,377	1,478	718	96,639
	1996/1997	43,392	16,988	17,558	14,129	33,619	3,273	1,772	629	131,360
	1997/1998	49,478	22,367	21,823	17,031	44,410	4,857	1,952	713	162,631
	1998/1999	56,479	27,896	24,746	19,320	54,841	6,009	2,163	706	192,160
	1999/2000	61,088	32,029	29,443	19,253	64,701	7,661	2,632	866	217,673
	2000/2001	62,674	33,911	33,233	18,571	73,199	8,808	2,994	775	234,165
	2001/2002	62,017	32,908	34,613	18,588	77,809	9,178	2,971	730	238,814
	2002/2003	62,526	32,984	36,638	19,667	85,926	9,129	3,236	745	250,851
	2003/2004	61,568	31,954	36,190	20,026	86,187	8,841	3,204	736	248,706
	2004/2005	57,681	30,512	36,614	19,495	76,317	8,522	3,073	693	232,907
	2005/2006	47,749	26,775	32,530	17,288	61,248	7,290	2,746	704	196,330
	2006/2007	40,739	24,004	29,153	15,043	55,901	6,175	2,702	658	174,375
	2007/2008	31,817	20,257	24,209	11,675	44,507	4,547	2,872	458	140,342
	2008/2009	29,803	20,028	22,442	10,619	43,650	3,851	3,228	423	134,044
	2009/2010	28,679	20,365	21,765	9,833	45,223	3,511	3,626	470	133,472
	2010/2011	28,206	19,294	21,501	9,137	42,880	3,364	3,799	372	128,553
	2011/2012	28,883	18,622	22,054	9,197	42,332	3,287	3,354	328	128,057
	2012/2013	30,102	20,145	23,989	9,491	48,471	3,142	2,277	332	137,949
	2013/2014	32,633	21,391	25,840	9,795	45,167	3,100	1,765	369	140,060
	2014/2015	32,753	21,153	26,160	9,570	33,987	2,653	1,667	408	128,351
	2015/2016	33,628	24,021	29,677	10,508	53,870	2,461	1,841	544	156,550
	2016/2017	31,430	24,394	29,396	10,161	55,615	2,412	1,799	491	155,698
	2017/2018	31,961	25,118	30,113	10,049	56,188	2,133	1,997	571	158,130
	2018/2019	33,633	26,123	33,156	10,610	61,219	2,191	2,257	545	169,734
	2019/2020	37,927	28,736	33,435	10,944	64,349	2,125	2,563	534	180,613
	2020/2021	43,359	34,354	39,835	13,014	76,479	2,697	3,331	635	213,704
		1,136,577	661,033	743,354	365,577	1,477,301	125,463	68,922	15,775	4,594,002

Lisdexamfetamine

Lisdexamfetamine		NSW	VIC	QLD	SA	WA	TAS	ACT	NT	Australia
10486X	1992/1993	0	0	0	0	0	0	0	0	0
30mg	1993/1994	0	0	0	0	0	0	0	0	0
	1994/1995	0	0	0	0	0	0	0	0	0
	1995/1996	0	0	0	0	0	0	0	0	0
	1996/1997	0	0	0	0	0	0	0	0	0
	1997/1998	0	0	0	0	0	0	0	0	0
	1998/1999	0	0	0	0	0	0	0	0	0
	1999/2000	0	0	0	0	0	0	0	0	0
	2000/2001	0	0	0	0	0	0	0	0	0
	2001/2002	0	0	0	0	0	0	0	0	0
	2002/2003	0	0	0	0	0	0	0	0	0
	2003/2004	0	0	0	0	0	0	0	0	0
	2004/2005	0	0	0	0	0	0	0	0	0
	2005/2006	0	0	0	0	0	0	0	0	0
	2006/2007	0	0	0	0	0	0	0	0	0
	2007/2008	0	0	0	0	0	0	0	0	0
	2008/2009	0	0	0	0	0	0	0	0	0
	2009/2010	0	0	0	0	0	0	0	0	0
	2010/2011	0	0	0	0	0	0	0	0	0
	2011/2012	0	0	0	0	0	0	0	0	0
	2012/2013	0	0	0	0	0	0	0	0	0
	2013/2014	0	0	0	0	0	0	0	0	0
	2014/2015	0	0	0	0	0	0	0	0	0
	2015/2016	12,110	9,345	7,535	923	5,656	590	806	157	37,122
	2016/2017	27,078	16,583	17,191	2,385	14,007	1,460	1,818	226	80,748
	2017/2018	37,807	21,168	23,185	3,205	18,771	1,921	2,504	608	109,169
	2018/2019	45,688	24,753	31,110	3,724	23,382	2,683	3,358	798	135,496
	2019/2020	53,391	28,095	36,613	4,021	24,531	2,806	3,903	712	154,072
	2020/2021	50,204	28,042	39,681	4,262	24,546	2,669	3,735	1,039	154,178

10474G	1992/1993	0	0	0	0	0	0	0	0	0	0
50mg	1993/1994	0	0	0	0	0	0	0	0	0	0
	1994/1995	0	0	0	0	0	0	0	0	0	0
	1995/1996	0	0	0	0	0	0	0	0	0	0
	1996/1997	0	0	0	0	0	0	0	0	0	0
	1997/1998	0	0	0	0	0	0	0	0	0	0
	1998/1999	0	0	0	0	0	0	0	0	0	0
	1999/2000	0	0	0	0	0	0	0	0	0	0
	2000/2001	0	0	0	0	0	0	0	0	0	0
	2001/2002	0	0	0	0	0	0	0	0	0	0
	2002/2003	0	0	0	0	0	0	0	0	0	0
	2003/2004	0	0	0	0	0	0	0	0	0	0
	2004/2005	0	0	0	0	0	0	0	0	0	0
	2005/2006	0	0	0	0	0	0	0	0	0	0
	2006/2007	0	0	0	0	0	0	0	0	0	0
	2007/2008	0	0	0	0	0	0	0	0	0	0
	2008/2009	0	0	0	0	0	0	0	0	0	0
	2009/2010	0	0	0	0	0	0	0	0	0	0
	2010/2011	0	0	0	0	0	0	0	0	0	0
	2011/2012	0	0	0	0	0	0	0	0	0	0
	2012/2013	0	0	0	0	0	0	0	0	0	0
	2013/2014	0	0	0	0	0	0	0	0	0	0
	2014/2015	0	0	0	0	0	0	0	0	0	0
	2015/2016	5,078	3,339	2,547	224	2,667	379	232	95		14,561
	2016/2017	14,234	8,608	8,048	776	7,247	840	834	213		40,800
	2017/2018	22,055	12,185	12,881	1,570	10,626	1,239	1,534	272		62,362
	2018/2019	28,670	16,364	20,097	2,379	14,590	1,714	2,173	441		86,428
	2019/2020	35,313	19,707	24,813	2,639	18,184	2,221	2,753	725		106,355
	2020/2021	37,298	21,016	26,641	2,728	18,906	2,538	2,979	774		112,880
10492F	1992/1993	0	0	0	0	0	0	0	0	0	0
70mg	1993/1994	0	0	0	0	0	0	0	0	0	0

1997/1998	0	0	0	0	0	0	0	0	0	0
1998/1999	0	0	0	0	0	0	0	0	0	0
1999/2000	0	0	0	0	0	0	0	0	0	0
2000/2001	0	0	0	0	0	0	0	0	0	0
2001/2002	0	0	0	0	0	0	0	0	0	0
2002/2003	0	0	0	0	0	0	0	0	0	0
2003/2004	0	0	0	0	0	0	0	0	0	0
2004/2005	0	0	0	0	0	0	0	0	0	0
2005/2006	0	0	0	0	0	0	0	0	0	0
2006/2007	0	0	0	0	0	0	0	0	0	0
2007/2008	0	0	0	0	0	0	0	0	0	0
2008/2009	0	0	0	0	0	0	0	0	0	0
2009/2010	0	0	0	0	0	0	0	0	0	0
2010/2011	0	0	0	0	0	0	0	0	0	0
2011/2012	0	0	0	0	0	0	0	0	0	0
2012/2013	0	0	0	0	0	0	0	0	0	0
2013/2014	0	0	0	0	0	0	0	0	0	0
2014/2015	0	0	0	0	0	0	0	0	0	0
2015/2016	19,130	14,483	11,363	1,254	9,552	1,259	1,112	267		58,420
2016/2017	47,536	30,455	28,841	3,442	24,642	2,959	2,936	502		141,313
2017/2018	70,523	40,848	42,227	5,291	34,151	4,086	4,471	1,139		202,736
2018/2019	89,321	51,452	61,100	6,945	45,059	5,673	6,221	1,548		267,319
2019/2020	107,907	59,827	74,172	7,760	50,918	6,576	7,589	1,675		316,424
2020/2021	110,611	65,602	83,746	8,428	54,000	7,196	8,015	2,077		339,675
	445,028	262,667	301,449	33,120	218,322	27,749	30,344	7,208		1,325,887

Ritalin 10

		NSW	VIC	QLD	SA	WA	TAS	ACT	NT	Australia
8839F	1992/1993	0	0	0	0	0	0	0	0	0
	1993/1994	0	0	0	0	0	0	0	0	0
	1994/1995	0	0	0	0	0	0	0	0	0
	1995/1996	0	0	0	0	0	0	0	0	0
	1996/1997	0	0	0	0	0	0	0	0	0
	1997/1998	0	0	0	0	0	0	0	0	0
	1998/1999	0	0	0	0	0	0	0	0	0
	1999/2000	0	0	0	0	0	0	0	0	0
	2000/2001	0	0	0	0	0	0	0	0	0
	2001/2002	0	0	0	0	0	0	0	0	0
	2002/2003	0	0	0	0	0	0	0	0	0
	2003/2004	0	0	0	0	0	0	0	0	0
	2004/2005	0	0	0	0	0	0	0	0	0
	2005/2006	22,157	11,715	11,556	2,666	4,943	2,906	622	458	57,023
	2006/2007	33,188	16,935	18,028	4,018	6,801	3,913	928	571	84,382
	2007/2008	24,611	12,431	15,702	3,139	4,768	3,252	629	458	64,990
	2008/2009	24,708	11,815	15,379	2,919	4,383	2,869	595	450	63,118
	2009/2010	26,863	11,972	16,381	3,172	4,511	2,764	620	422	66,705
	2010/2011	28,763	12,392	17,536	3,250	4,557	2,875	663	340	70,376
	2011/2012	31,850	13,747	19,523	3,763	5,311	3,138	731	387	78,450
	2012/2013	35,088	15,300	21,966	4,267	5,802	3,223	732	423	86,801
	2013/2014	40,139	17,530	25,227	4,912	6,662	3,548	829	516	99,363
	2014/2015	43,495	18,870	27,997	5,092	7,122	3,464	888	632	107,560
	2015/2016	44,727	18,889	30,291	5,193	7,669	3,428	835	787	111,819
	2016/2017	41,869	19,515	30,221	5,378	7,660	3,218	803	987	109,651
	2017/2018	43,417	21,345	30,747	5,907	7,858	3,538	887	1,241	114,940
	2018/2019	45,964	24,222	34,446	6,704	9,123	3,778	1,033	1,386	126,656
	2019/2020	50,447	26,669	35,062	7,363	10,221	3,971	1,224	1,389	136,346
	2020/2021	54,888	30,275	42,914	9,031	12,648	4,894	1,706	1,529	157,885
		592,174	283,622	392,976	76,774	110,039	54,779	13,725	11,976	1,536,065

Ritalin LA

Ritalin LA		NSW	VIC	QLD	SA	WA	TAS	ACT	NT	Australia
2276T	1992/1993	0	0	0	0	0	0	0	0	0
20mg	1993/1994	0	0	0	0	0	0	0	0	0
	1994/1995	0	0	0	0	0	0	0	0	0
	1995/1996	0	0	0	0	0	0	0	0	0
	1996/1997	0	0	0	0	0	0	0	0	0
	1997/1998	0	0	0	0	0	0	0	0	0
	1998/1999	0	0	0	0	0	0	0	0	0
	1999/2000	0	0	0	0	0	0	0	0	0
	2000/2001	0	0	0	0	0	0	0	0	0
	2001/2002	0	0	0	0	0	0	0	0	0
	2002/2003	0	0	0	0	0	0	0	0	0
	2003/2004	0	0	0	0	0	0	0	0	0
	2004/2005	0	0	0	0	0	0	0	0	0
	2005/2006	0	0	0	0	0	0	0	0	0
	2006/2007	0	0	0	0	0	0	0	0	0
	2007/2008	428	268	226	42	153	25	18	24	1,184
	2008/2009	7,730	3,897	4,068	608	2,242	272	296	133	19,246
	2009/2010	10,784	5,270	5,310	845	2,924	492	453	187	26,265
	2010/2011	12,773	5,793	6,108	870	3,446	658	543	171	30,362
	2011/2012	14,619	6,609	7,338	1,020	4,462	842	645	252	35,787
	2012/2013	16,851	7,369	8,447	1,154	5,219	905	737	246	40,928
	2013/2014	18,876	8,347	10,482	1,250	6,459	1,191	1,140	230	47,975
	2014/2015	19,803	9,751	12,084	1,383	6,981	1,409	1,217	332	52,960
	2015/2016	20,462	10,225	13,609	1,369	7,605	1,357	1,293	394	56,314
	2016/2017	21,114	11,113	13,574	1,337	7,591	1,119	1,566	513	57,927
	2017/2018	21,664	11,901	14,298	1,543	7,191	1,233	1,712	690	60,232
	2018/2019	22,130	13,235	16,568	2,083	8,231	1,495	1,703	586	66,031
	2019/2020	24,731	15,993	17,862	2,666	9,174	1,968	1,953	808	75,155
	2020/2021	28,286	20,432	22,444	3,663	11,031	2,767	2,706	1,164	92,493

2280B	1992/1993	0	0	0	0	0	0	0	0	0	0
30mg	1993/1994	0	0	0	0	0	0	0	0	0	0
	1994/1995	0	0	0	0	0	0	0	0	0	0
	1995/1996	0	0	0	0	0	0	0	0	0	0
	1996/1997	0	0	0	0	0	0	0	0	0	0
	1997/1998	0	0	0	0	0	0	0	0	0	0
	1998/1999	0	0	0	0	0	0	0	0	0	0
	1999/2000	0	0	0	0	0	0	0	0	0	0
	2000/2001	0	0	0	0	0	0	0	0	0	0
	2001/2002	0	0	0	0	0	0	0	0	0	0
	2002/2003	0	0	0	0	0	0	0	0	0	0
	2003/2004	0	0	0	0	0	0	0	0	0	0
	2004/2005	0	0	0	0	0	0	0	0	0	0
	2005/2006	0	0	0	0	0	0	0	0	0	0
	2006/2007	0	0	0	0	0	0	0	0	0	0
	2007/2008	359	222	218	51	141	25	12	15		1,043
	2008/2009	6,686	3,362	3,799	647	2,561	454	176	147		17,832
	2009/2010	9,566	4,485	4,935	828	3,218	771	322	150		24,275
	2010/2011	13,108	5,344	5,805	1,082	3,591	966	449	174		30,519
	2011/2012	14,919	6,249	7,098	1,243	4,452	1,168	516	168		35,813
	2012/2013	16,542	7,269	7,969	1,427	5,158	1,364	672	203		40,604
	2013/2014	19,171	8,334	9,390	1,617	5,880	1,644	892	297		47,225
	2014/2015	19,552	8,522	10,565	1,501	6,462	1,782	940	344		49,668
	2015/2016	20,144	8,865	11,493	1,647	6,678	1,906	1,090	331		52,154
	2016/2017	19,650	9,152	12,229	1,719	6,934	1,798	1,052	387		52,921
	2017/2018	21,400	9,942	13,457	1,713	7,001	1,865	1,157	540		57,075
	2018/2019	22,225	11,708	15,344	1,998	7,727	2,536	1,289	683		63,510
	2019/2020	25,481	13,558	16,018	2,339	8,382	2,836	1,446	811		70,871
	2020/2021	27,098	16,459	19,087	2,747	9,981	3,187	1,981	912		81,452
2283E	1992/1993	0	0	0	0	0	0	0	0	0	0
40mg	1993/1994	0	0	0	0	0	0	0	0	0	0
	1994/1995	0	0	0	0	0	0	0	0	0	0
	1995/1996	0	0	0	0	0	0	0	0	0	0
	1996/1997	0	0	0	0	0	0	0	0	0	0
	1997/1998	0	0	0	0	0	0	0	0	0	0
	1998/1999	0	0	0	0	0	0	0	0	0	0

	1999/2000	0	0	0	0	0	0	0	0	0
	2000/2001	0	0	0	0	0	0	0	0	0
	2001/2002	0	0	0	0	0	0	0	0	0
	2002/2003	0	0	0	0	0	0	0	0	0
	2003/2004	0	0	0	0	0	0	0	0	0
	2004/2005	0	0	0	0	0	0	0	0	0
	2005/2006	0	0	0	0	0	0	0	0	0
	2006/2007	0	0	0	0	0	0	0	0	0
	2007/2008	329	174	183	55	115	52	7	10	925
	2008/2009	5,608	2,642	3,318	593	2,302	671	140	117	15,391
	2009/2010	7,297	3,613	4,379	663	2,832	775	201	99	19,859
	2010/2011	9,763	4,290	5,037	725	3,388	937	255	111	24,506
	2011/2012	11,820	4,883	5,719	870	4,040	1,306	321	150	29,109
	2012/2013	13,520	5,323	6,854	953	4,301	1,358	440	156	32,905
	2013/2014	15,425	6,224	8,327	1,172	5,026	1,388	678	219	38,459
	2014/2015	15,953	6,451	9,143	1,465	5,311	1,335	826	268	40,752
	2015/2016	16,285	6,528	9,941	1,455	5,225	1,302	735	270	41,741
	2016/2017	15,688	6,643	9,957	1,370	5,089	1,433	767	313	41,260
	2017/2018	17,045	7,480	10,729	1,458	5,044	1,520	722	465	44,463
	2018/2019	17,469	8,097	12,676	1,687	5,412	1,979	779	474	48,573
	2019/2020	19,258	9,117	12,606	1,775	5,858	2,484	973	533	52,604
	2020/2021	20,396	10,728	15,459	2,136	6,820	2,855	1,083	700	60,177
3440C	1992/1993	0	0	0	0	0	0	0	0	0
10mg	1993/1994	0	0	0	0	0	0	0	0	0
	1994/1995	0	0	0	0	0	0	0	0	0
	1995/1996	0	0	0	0	0	0	0	0	0
	1996/1997	0	0	0	0	0	0	0	0	0
	1997/1998	0	0	0	0	0	0	0	0	0
	1998/1999	0	0	0	0	0	0	0	0	0
	1999/2000	0	0	0	0	0	0	0	0	0
	2000/2001	0	0	0	0	0	0	0	0	0
	2001/2002	0	0	0	0	0	0	0	0	0
	2002/2003	0	0	0	0	0	0	0	0	0
	2003/2004	0	0	0	0	0	0	0	0	0
	2004/2005	0	0	0	0	0	0	0	0	0
	2005/2006	0	0	0	0	0	0	0	0	0

2010/2011	36,551	15,803	17,292	2,734	10,625	2,605	1,282	456	87,348
2011/2012	43,112	18,548	20,888	3,226	13,453	3,379	1,550	581	104,737
2012/2013	48,958	21,074	24,510	3,676	15,321	3,738	1,927	631	119,835
2013/2014	56,072	24,388	29,990	4,258	18,169	4,345	2,785	784	140,791
2014/2015	57,898	26,222	33,955	4,555	19,809	4,700	3,097	1,002	151,238
2015/2016	59,569	27,445	37,648	4,732	20,583	4,755	3,303	1,038	159,073
2016/2017	59,234	28,844	38,590	4,730	20,553	4,604	3,517	1,272	161,344
2017/2018	63,217	31,432	41,482	5,050	20,343	4,918	3,716	1,826	171,984
2018/2019	64,980	35,570	47,827	6,235	22,764	6,322	3,936	1,894	189,528
2019/2020	72,575	41,716	50,143	7,412	24,813	7,580	4,563	2,276	211,078
2020/2021	79,273	50,880	61,407	9,461	29,437	9,107	6,001	2,962	248,528
	690,226	345,855	430,168	60,401	232,358	59,590	37,302	15,604	1,871,504

Strattera

Strattera		NSW	VIC	QLD	SA	WA	TAS	ACT	NT	Australia
9092M	1992/1993	0	0	0	0	0	0	0	0	0
10mg	1993/1994	0	0	0	0	0	0	0	0	0
	1994/1995	0	0	0	0	0	0	0	0	0
	1995/1996	0	0	0	0	0	0	0	0	0
	1996/1997	0	0	0	0	0	0	0	0	0
	1997/1998	0	0	0	0	0	0	0	0	0
	1998/1999	0	0	0	0	0	0	0	0	0
	1999/2000	0	0	0	0	0	0	0	0	0
	2000/2001	0	0	0	0	0	0	0	0	0
	2001/2002	0	0	0	0	0	0	0	0	0
	2002/2003	0	0	0	0	0	0	0	0	0
	2003/2004	0	0	0	0	0	0	0	0	0
	2004/2005	0	0	0	0	0	0	0	0	0
	2005/2006	0	0	0	0	0	0	0	0	0
	2006/2007	0	0	0	0	0	0	0	0	0
	2007/2008	516	194	493	74	149	63	12	6	1,507
	2008/2009	761	340	994	113	201	84	63	19	2,575
	2009/2010	1,123	438	1,159	132	200	84	42	27	3,205
	2010/2011	1,252	500	1,387	152	178	65	49	20	3,603
	2011/2012	1,379	540	1,386	150	243	85	38	18	3,839
	2012/2013	1,317	671	1,352	102	271	91	90	27	3,921
	2013/2014	1,351	824	1,579	101	223	105	81	29	4,293
	2014/2015	1,525	758	1,901	88	316	149	36	29	4,802
	2015/2016	1,797	946	2,452	134	464	230	70	41	6,134
	2016/2017	1,968	1,298	2,628	147	626	622	106	50	7,445
	2017/2018	2,132	1,388	3,145	244	854	510	120	43	8,436
	2018/2019	2,069	1,367	3,114	336	920	238	144	51	8,239
	2019/2020	2,589	1,467	2,815	341	822	232	177	46	8,489
	2020/2021	2,651	1,515	2,990	433	1,180	289	149	37	9,244

9093N	1992/1993	0	0	0	0	0	0	0	0	0	0
18mg	1993/1994	0	0	0	0	0	0	0	0	0	0
	1994/1995	0	0	0	0	0	0	0	0	0	0
	1995/1996	0	0	0	0	0	0	0	0	0	0
	1996/1997	0	0	0	0	0	0	0	0	0	0
	1997/1998	0	0	0	0	0	0	0	0	0	0
	1998/1999	0	0	0	0	0	0	0	0	0	0
	1999/2000	0	0	0	0	0	0	0	0	0	0
	2000/2001	0	0	0	0	0	0	0	0	0	0
	2001/2002	0	0	0	0	0	0	0	0	0	0
	2002/2003	0	0	0	0	0	0	0	0	0	0
	2003/2004	0	0	0	0	0	0	0	0	0	0
	2004/2005	0	0	0	0	0	0	0	0	0	0
	2005/2006	0	0	0	0	0	0	0	0	0	0
	2006/2007	0	0	0	0	0	0	0	0	0	0
	2007/2008	571	306	464	96	182	17	20	4		1,660
	2008/2009	828	412	1,132	140	281	32	93	13		2,931
	2009/2010	962	539	1,245	159	192	52	85	12		3,246
	2010/2011	1,129	539	1,450	197	168	88	187	36		3,794
	2011/2012	1,151	574	1,545	202	264	96	131	51		4,014
	2012/2013	1,259	713	1,582	183	261	83	109	34		4,224
	2013/2014	1,376	804	1,617	143	340	111	127	28		4,546
	2014/2015	1,623	870	1,923	151	348	132	112	16		5,175
	2015/2016	1,774	789	2,109	119	493	102	100	25		5,511
	2016/2017	1,923	950	2,047	125	504	125	58	30		5,762
	2017/2018	2,036	994	2,212	177	682	162	125	58		6,446
	2018/2019	2,101	894	2,386	253	687	102	164	23		6,610
	2019/2020	2,156	987	2,168	260	691	86	144	4		6,496
	2020/2021	2,193	1,042	2,425	306	1,007	145	160	6		7,284
9094P	1992/1993	0	0	0	0	0	0	0	0	0	0
25mg	1993/1994	0	0	0	0	0	0	0	0	0	0

	1994/1995	0	0	0	0	0	0	0	0	0
	1995/1996	0	0	0	0	0	0	0	0	0
	1996/1997	0	0	0	0	0	0	0	0	0
	1997/1998	0	0	0	0	0	0	0	0	0
	1998/1999	0	0	0	0	0	0	0	0	0
	1999/2000	0	0	0	0	0	0	0	0	0
	2000/2001	0	0	0	0	0	0	0	0	0
	2001/2002	0	0	0	0	0	0	0	0	0
	2002/2003	0	0	0	0	0	0	0	0	0
	2003/2004	0	0	0	0	0	0	0	0	0
	2004/2005	0	0	0	0	0	0	0	0	0
	2005/2006	0	0	0	0	0	0	0	0	0
	2006/2007	0	0	0	0	0	0	0	0	0
	2007/2008	1,171	471	916	101	305	84	38	5	3,091
	2008/2009	1,693	698	1,842	276	511	98	86	17	5,221
	2009/2010	2,055	1,009	2,143	307	589	90	95	58	6,346
	2010/2011	2,123	1,250	2,719	357	623	101	191	42	7,406
	2011/2012	2,160	1,237	2,906	318	686	165	131	51	7,654
	2012/2013	2,298	1,276	3,174	370	811	266	132	56	8,383
	2013/2014	2,563	1,574	3,348	375	801	306	152	82	9,201
	2014/2015	2,800	1,624	3,358	330	835	322	134	96	9,499
	2015/2016	2,983	1,469	3,523	297	857	302	170	91	9,692
	2016/2017	3,117	1,581	3,163	305	892	299	153	80	9,590
	2017/2018	3,413	1,683	3,578	370	1114	315	191	74	10,738
	2018/2019	3,616	1,643	3,787	375	1,237	295	254	64	11,271
	2019/2020	3,902	1,747	3,435	390	1,162	321	293	54	11,304
	2020/2021	4,282	1,825	3,944	455	1,282	497	253	78	12,616
9095Q	1992/1993	0	0	0	0	0	0	0	0	0
40mg	1993/1994	0	0	0	0	0	0	0	0	0
	1994/1995	0	0	0	0	0	0	0	0	0
	1995/1996	0	0	0	0	0	0	0	0	0
	1996/1997	0	0	0	0	0	0	0	0	0
	1997/1998	0	0	0	0	0	0	0	0	0

	1998/1999	0	0	0	0	0	0	0	0	0
	1999/2000	0	0	0	0	0	0	0	0	0
	2000/2001	0	0	0	0	0	0	0	0	0
	2001/2002	0	0	0	0	0	0	0	0	0
	2002/2003	0	0	0	0	0	0	0	0	0
	2003/2004	0	0	0	0	0	0	0	0	0
	2004/2005	0	0	0	0	0	0	0	0	0
	2005/2006	0	0	0	0	0	0	0	0	0
	2006/2007	0	0	0	0	0	0	0	0	0
	2007/2008	2,014	641	1,638	182	517	88	63	13	5,156
	2008/2009	2,796	1,235	2,703	352	983	132	189	26	8,416
	2009/2010	2,788	1,339	2,903	321	765	104	179	27	8,426
	2010/2011	2,852	1,452	2,917	256	749	181	197	19	8,623
	2011/2012	2,753	1,497	2,978	302	781	283	154	44	8,792
	2012/2013	2,670	1,441	3,251	257	805	280	198	45	8,947
	2013/2014	2,772	1,557	3,412	267	927	259	199	41	9,434
	2014/2015	3,059	1,802	3,418	223	1,052	300	187	67	10,108
	2015/2016	3,136	1,853	3,643	259	1,307	273	228	66	10,765
	2016/2017	3,360	1,897	3,562	336	1,284	458	231	92	11,220
	2017/2018	3,511	2,063	3,521	349	1,331	483	205	71	11,534
	2018/2019	3,740	1,995	3,682	438	1,515	404	246	62	12,082
	2019/2020	4,114	2,267	3,568	531	1,433	407	320	55	12,695
	2020/2021	4,495	2,404	3,860	667	1,531	543	345	72	13,917
9096R	1992/1993	0	0	0	0	0	0	0	0	0
60mg	1993/1994	0	0	0	0	0	0	0	0	0
	1994/1995	0	0	0	0	0	0	0	0	0
	1995/1996	0	0	0	0	0	0	0	0	0
	1996/1997	0	0	0	0	0	0	0	0	0
	1997/1998	0	0	0	0	0	0	0	0	0
	1998/1999	0	0	0	0	0	0	0	0	0
	1999/2000	0	0	0	0	0	0	0	0	0
	2000/2001	0	0	0	0	0	0	0	0	0
	2001/2002	0	0	0	0	0	0	0	0	0

	2002/2003	0	0	0	0	0	0	0	0	0
	2003/2004	0	0	0	0	0	0	0	0	0
	2004/2005	0	0	0	0	0	0	0	0	0
	2005/2006	0	0	0	0	0	0	0	0	0
	2006/2007	0	0	0	0	0	0	0	0	0
	2007/2008	1,188	455	980	100	444	66	67	5	3,305
	2008/2009	1,828	699	1,667	205	621	111	118	9	5,258
	2009/2010	1,864	723	1,877	231	575	151	86	9	5,516
	2010/2011	1,869	827	1,956	222	590	174	139	23	5,800
	2011/2012	1,817	811	2,172	191	680	167	145	10	5,993
	2012/2013	1,795	837	2,147	194	663	151	148	13	5,948
	2013/2014	1,882	905	2,232	262	676	200	158	21	6,336
	2014/2015	1,919	946	2,368	271	718	208	133	26	6,589
	2015/2016	1,938	1,027	2,481	249	890	214	101	32	6,932
	2016/2017	1,896	978	2,397	212	815	264	115	30	6,707
	2017/2018	1,897	1,017	2,339	256	932	300	135	19	6,895
	2018/2019	2,156	1,054	2,436	275	898	228	127	10	7,184
	2019/2020	2,227	1,021	2,301	267	883	292	168	16	7,175
	2020/2021	2,517	1,199	2,553	316	862	281	171	9	7,908
9289X	1992/1993	0	0	0	0	0	0	0	0	0
80mg	1993/1994	0	0	0	0	0	0	0	0	0
	1994/1995	0	0	0	0	0	0	0	0	0
	1995/1996	0	0	0	0	0	0	0	0	0
	1996/1997	0	0	0	0	0	0	0	0	0
	1997/1998	0	0	0	0	0	0	0	0	0
	1998/1999	0	0	0	0	0	0	0	0	0
	1999/2000	0	0	0	0	0	0	0	0	0
	2000/2001	0	0	0	0	0	0	0	0	0
	2001/2002	0	0	0	0	0	0	0	0	0
	2002/2003	0	0	0	0	0	0	0	0	0
	2003/2004	0	0	0	0	0	0	0	0	0
	2004/2005	0	0	0	0	0	0	0	0	0
	2005/2006	0	0	0	0	0	0	0	0	0

	2006/2007	0	0	0	0	0	0	0	0	0
	2007/2008	0	0	0	0	0	0	0	0	0
	2008/2009	35	24	100	30	31	1	2	0	223
	2009/2010	307	250	684	141	119	22	42	0	1,565
	2010/2011	453	511	976	150	219	10	108	1	2,428
	2011/2012	614	678	1,214	135	245	53	97	7	3,043
	2012/2013	850	746	1,478	137	297	83	75	11	3,677
	2013/2014	1,044	713	1,619	116	330	100	70	18	4,010
	2014/2015	1,274	812	1,766	116	422	135	108	4	4,637
	2015/2016	1,226	834	1,758	86	506	182	79	10	4,681
	2016/2017	1,386	897	1,898	123	524	232	97	31	5,188
	2017/2018	1,585	1,006	1,939	167	598	205	153	15	5,668
	2018/2019	1,732	1,112	1,970	107	719	175	143	19	5,977
	2019/2020	2,007	1,335	1,819	164	764	255	183	9	6,536
	2020/2021	2,443	1,483	2,008	229	908	288	194	10	7,563
9290Y	1992/1993	0	0	0	0	0	0	0	0	0
100mg	1993/1994	0	0	0	0	0	0	0	0	0
	1994/1995	0	0	0	0	0	0	0	0	0
	1995/1996	0	0	0	0	0	0	0	0	0
	1996/1997	0	0	0	0	0	0	0	0	0
	1997/1998	0	0	0	0	0	0	0	0	0
	1998/1999	0	0	0	0	0	0	0	0	0
	1999/2000	0	0	0	0	0	0	0	0	0
	2000/2001	0	0	0	0	0	0	0	0	0
	2001/2002	0	0	0	0	0	0	0	0	0
	2002/2003	0	0	0	0	0	0	0	0	0
	2003/2004	0	0	0	0	0	0	0	0	0
	2004/2005	0	0	0	0	0	0	0	0	0
	2005/2006	0	0	0	0	0	0	0	0	0
	2006/2007	0	0	0	0	0	0	0	0	0
	2007/2008	0	0	0	0	0	0	0	0	0
	2008/2009	27	20	22	4	21	8	9	0	111
	2009/2010	142	114	178	58	87	20	14	0	613

	2010/2011	267	153	294	58	129	31	46	0	978
	2011/2012	331	204	372	63	120	42	23	3	1,158
	2012/2013	331	276	530	68	161	60	19	6	1,451
	2013/2014	448	334	616	69	149	60	22	0	1,698
	2014/2015	544	323	754	64	158	46	21	2	1,912
	2015/2016	755	346	860	70	193	43	36	0	2,303
	2016/2017	770	471	862	70	177	134	61	0	2,545
	2017/2018	856	515	967	89	109	193	72	0	2,801
	2018/2019	1,022	518	1,067	107	234	130	68	3	3,149
	2019/2020	1,035	577	987	92	260	96	74	2	3,123
	2020/2021	1,165	745	1,197	93	331	100	112	14	3,757
Strattera										
Summary		NSW	VIC	QLD	SA	WA	TAS	ACT	NT	Australia
	1992/1993	0	0	0	0	0	0	0	0	0
	1993/1994	0	0	0	0	0	0	0	0	0
	1994/1995	0	0	0	0	0	0	0	0	0
	1995/1996	0	0	0	0	0	0	0	0	0
	1996/1997	0	0	0	0	0	0	0	0	0
	1997/1998	0	0	0	0	0	0	0	0	0
	1998/1999	0	0	0	0	0	0	0	0	0
	1999/2000	0	0	0	0	0	0	0	0	0
	2000/2001	0	0	0	0	0	0	0	0	0
	2001/2002	0	0	0	0	0	0	0	0	0
	2002/2003	0	0	0	0	0	0	0	0	0
	2003/2004	0	0	0	0	0	0	0	0	0
	2004/2005	0	0	0	0	0	0	0	0	0
	2005/2006	0	0	0	0	0	0	0	0	0
	2006/2007	0	0	0	0	0	0	0	0	0
	2007/2008	5,460	2,067	4,491	553	1,597	318	200	33	14,719
	2008/2009	7,968	3,428	8,460	1,120	2,649	466	560	84	24,735
	2009/2010	9,241	4,412	10,189	1,349	2,527	523	543	133	28,917
	2010/2011	9,945	5,232	11,699	1,392	2,656	650	917	141	32,632
	2011/2012	10,205	5,541	12,573	1,361	3,019	891	719	184	34,493

2012/2013	10,520	5,960	13,514	1,311	3,269	1,014	771	192	36,551
2013/2014	11,436	6,711	14,423	1,333	3,446	1,141	809	219	39,518
2014/2015	12,744	7,135	15,488	1,243	3,849	1,292	731	240	42,722
2015/2016	13,609	7,264	16,826	1,214	4,710	1,346	784	265	46,018
2016/2017	14,420	8,072	16,557	1,318	4,822	2,134	821	313	48,457
2017/2018	15,430	8,666	17,701	1,652	5,620	2,168	1,001	280	52,518
2018/2019	16,436	8,583	18,442	1,891	6,210	1,572	1,146	232	54,512
2019/2020	18,030	9,401	17,093	2,045	6,015	1,689	1,359	186	55,818
2020/2021	19,746	10,213	18,977	2,499	7,101	2,143	1,384	226	62,289
	155,444	82,472	177,456	17,782	50,389	15,204	10,361	2,502	511,610

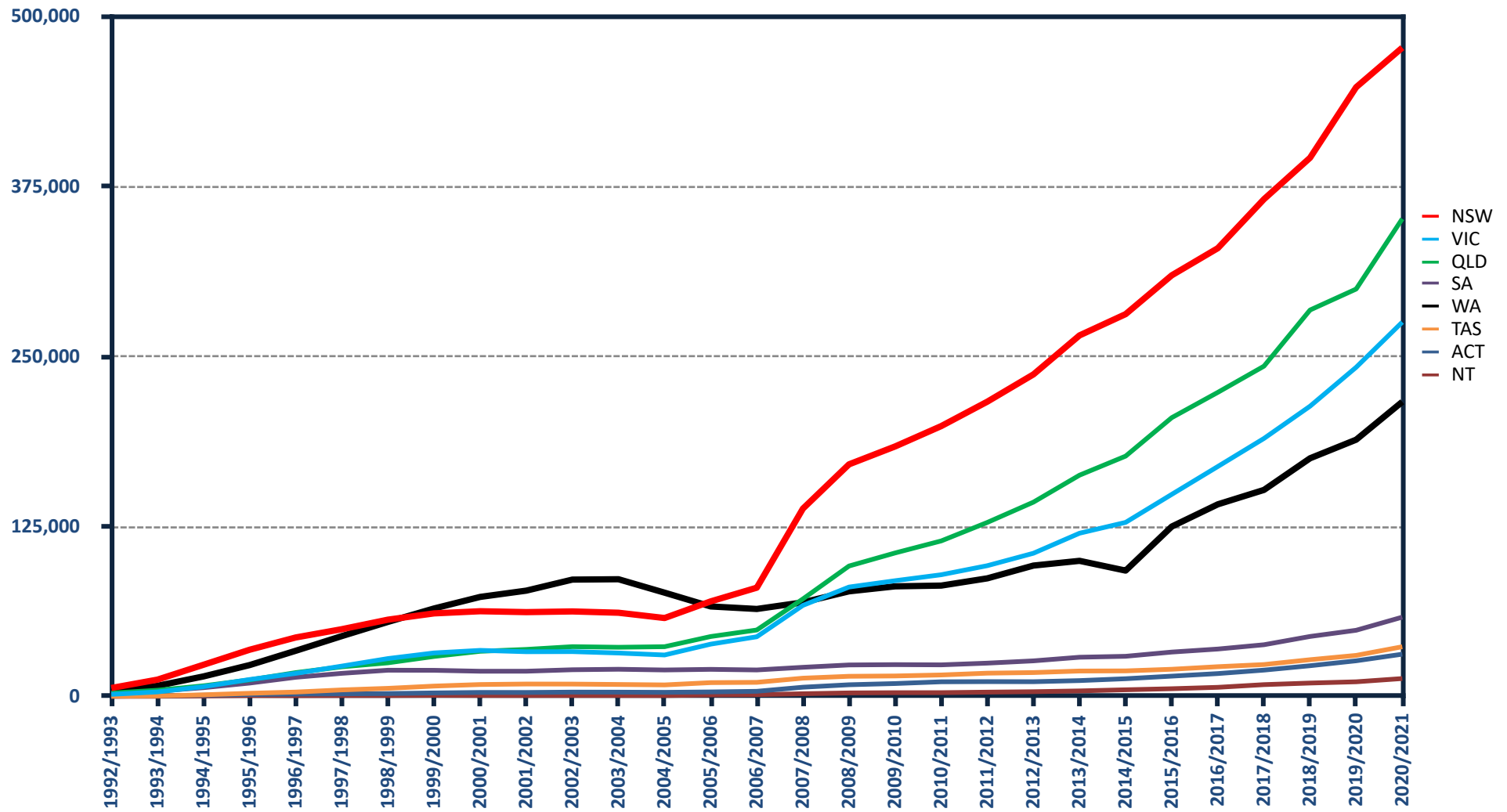
Percentage Increases Since 2016-17

	2016-17	2020-21	Increase #	Increase %
Concerta	327,317	436,745	109,428	33.4%
dexamfetamine	155,698	213,704	58,006	37.3%
Lisdexamfetamine	141,313	339,675	198,362	140.4%
Ritalin 10	109,651	157,885	48,234	44.0%
Ritalin LA	161,344	248,528	87,184	54.0%
Strattera	48,457	62,289	13,832	28.5%

Total PBS Prescriptions for Dexamfetamine, Ritalin 10, Concerta, Strattera, Ritalin LA & Lisdexamfetamine

Dexamfetamine (PBS number 1165H has been on the PBS since 1992; Attenta - Ritalin 10 (PBS item number 8839F) - added to the PBS in August 2005; Concerta (PBS numbers 2387P, 2172H, 2388Q, 2432B) - added to the PBS in April 2007; Strattera (PBS numbers 9092M, 9093N, 9094P, 9095Q, 9096R) - added to the PBS in July 2007; PBS numbers 9289X and 9290Y added in Dec 2008; Ritalin LA (PBS items 2276T, 2280B, 2283E) - added to the PBS in April 2008; PBS item 3440C added in August 2010; Lisdexamfetamine (PBS item numbers 10486X, 10474G, 10492F) added to the PBS in September 2015. Source: medicareaustralia.gov.au - Disclaimer: Information on this graph has been collated by the CCHR National Office. Before relying on this material, users should independently verify its accuracy and relevance for their purposes.

State comparison graphs



Comparison State Stats

	NSW	VIC	QLD	SA	WA	TAS	ACT	NT	Australia
1992/1993	6,253	1,590	2,555	2,250	3,450	191	190	80	16,559
1993/1994	12,402	3,379	4,606	3,940	7,879	435	460	137	33,238
1994/1995	23,340	7,238	7,864	6,502	14,772	1,243	973	405	62,337
1995/1996	34,377	12,497	12,216	9,871	23,105	2,377	1,478	718	96,639
1996/1997	43,392	16,988	17,558	14,129	33,619	3,273	1,772	629	131,360
1997/1998	49,478	22,367	21,823	17,031	44,410	4,857	1,952	713	162,631
1998/1999	56,479	27,896	24,746	19,320	54,841	6,009	2,163	706	192,160
1999/2000	61,088	32,029	29,443	19,253	64,701	7,661	2,632	866	217,673
2000/2001	62,674	33,911	33,233	18,571	73,199	8,808	2,994	775	234,165
2001/2002	62,017	32,908	34,613	18,588	77,809	9,178	2,971	730	238,814
2002/2003	62,526	32,984	36,638	19,667	85,926	9,129	3,236	745	250,851
2003/2004	61,568	31,954	36,190	20,026	86,187	8,841	3,204	736	248,706
2004/2005	57,681	30,512	36,614	19,495	76,317	8,522	3,073	693	232,907
2005/2006	69,906	38,490	44,086	19,954	66,191	10,196	3,368	1,162	253,353
2006/2007	79,981	43,911	48,882	19,514	64,339	10,413	3,828	1,353	272,221
2007/2008	138,081	66,978	71,711	21,468	69,168	13,474	6,836	2,038	389,754
2008/2009	170,634	80,447	95,900	23,196	77,305	14,858	8,636	2,636	473,612
2009/2010	183,781	85,111	105,514	23,424	80,965	15,103	9,528	2,808	506,234
2010/2011	198,738	89,494	114,346	23,266	81,520	15,834	10,815	2,836	536,849
2011/2012	216,695	96,158	127,940	24,528	86,844	17,154	10,937	3,218	583,474
2012/2013	236,731	105,293	142,849	26,198	96,230	17,598	10,874	3,537	639,310
2013/2014	265,397	120,010	162,670	28,869	99,712	18,733	11,694	4,120	711,205
2014/2015	281,034	127,973	176,674	29,556	92,534	18,828	13,074	4,944	744,617
2015/2016	309,549	148,564	204,940	32,661	124,901	20,024	14,964	5,721	861,324
2016/2017	329,514	169,051	223,546	34,894	141,254	21,910	16,860	6,751	943,780
2017/2018	365,498	189,656	242,777	38,048	151,825	23,490	19,397	8,724	1,039,415
2018/2019	395,946	213,372	284,060	44,134	175,083	27,047	22,624	9,891	1,172,157
2019/2020	447,822	241,980	299,473	48,685	188,753	30,230	26,249	10,813	1,294,005
2020/2021	476,855	275,137	351,073	58,312	216,572	36,580	31,098	13,199	1,458,826
Total	3,834,760	1,860,761	2,343,994	578,353	2,054,086	315,186	190,533	67,672	11,245,345